

Based on 238 responses



**Visitors:**  46% of visitors were from Gauteng, with 21% from KZN and 4% being international visitors. There was as a similar spread of visitors from other provinces.

73% respondents are here for Leisure with 27% for Business.

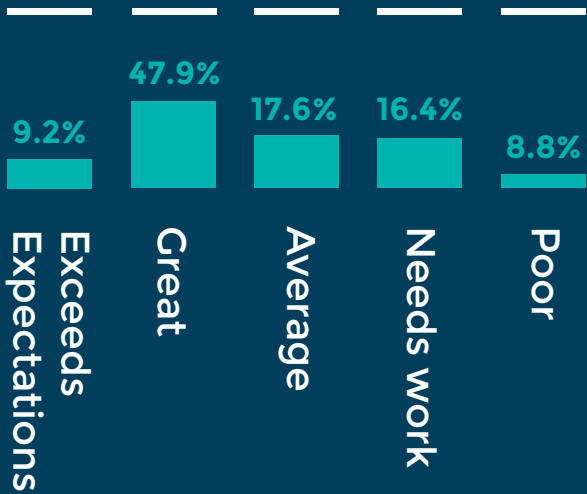
80% of respondents visit both day and night.

During the day 60% of respondents feel safe, with 35% feeling reasonably safe.

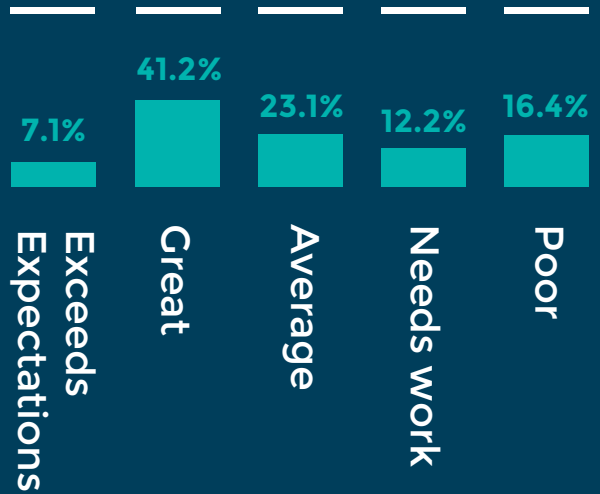
A combined 82.3% feel safe/reasonably safe in the precinct at night with 17% feeling vulnerable.



Overall cleanliness of open spaces is **GREAT!**



Although **GREAT**, our overall cleanliness of beaches, open spaces and promenade need some work.



**6.8** Average Experience Rating out of 10

**6.58** Business Confidence Rating out of 10

Areas of **CONCERN** that affect our ratings:



Sewerage infrastructure



Beach water quality/closures



Taxi and bus congestion

74% of respondents would recommend uMhlanga Rocks to others

What respondents liked **MOST** about uMhlanga:



The promenade

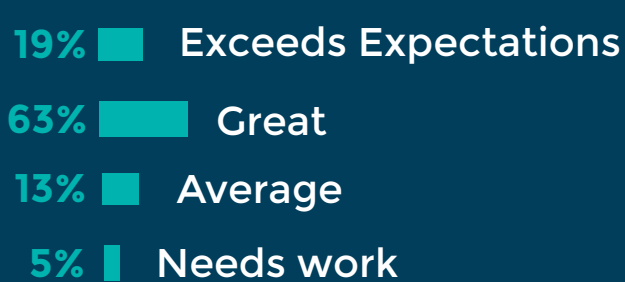


The beaches



Feeling safe

The uMhlanga **Offering:**



77% know about the uMhlanga Lagoon Nature Reserve Boardwalk up-grade project, with 75% interested in knowing more. 28% of those interested have donated towards this project. We need to improve communication and options - with 43% not certain on how to donate.

**Staying informed**

57% of respondents would like to subscribe to the uMhlanga UIP newsletter.