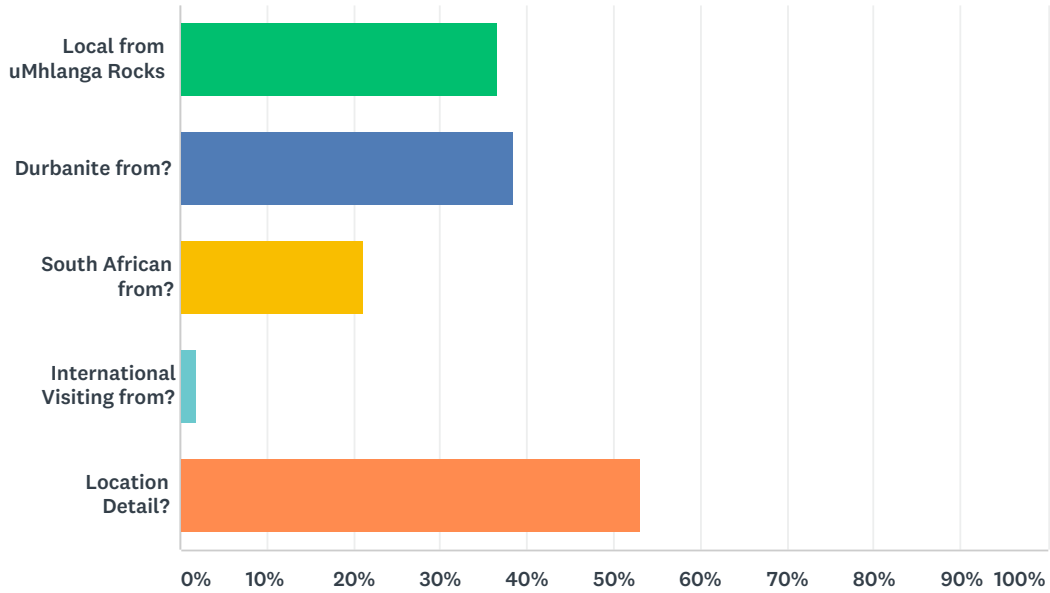


### Q1 Where are you from

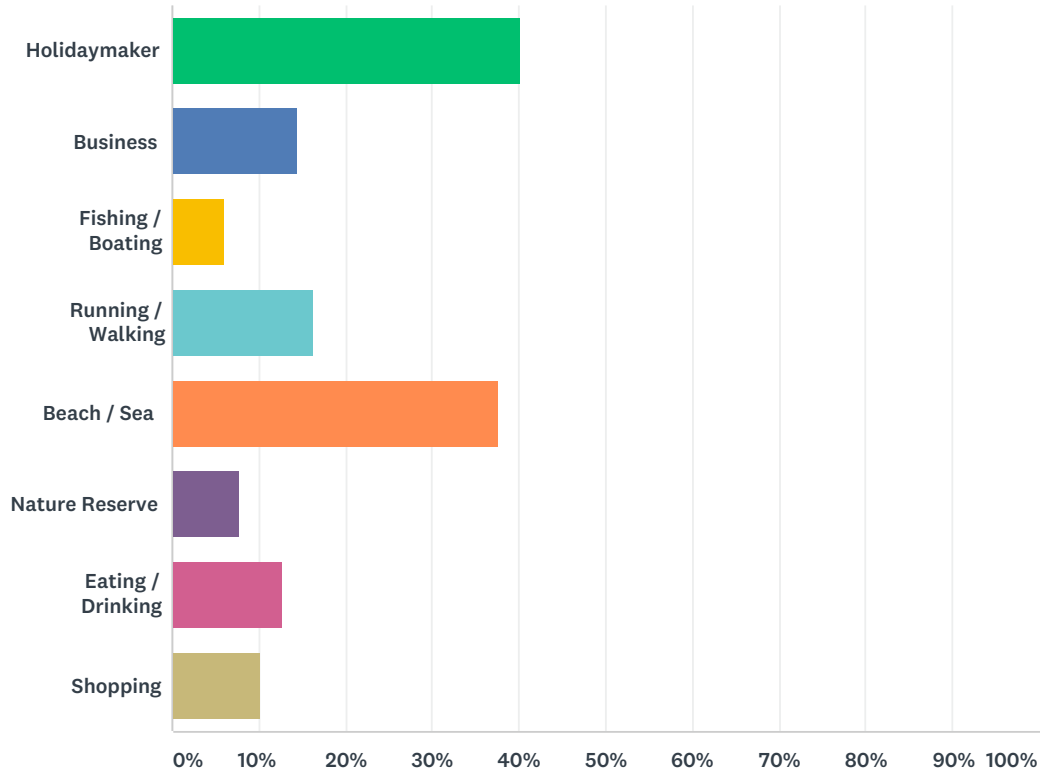
Answered: 156 Skipped: 1



ANSWER CHOICES	RESPONSES
Local from uMhlanga Rocks	36.54% 57
Durbanite from?	38.46% 60
South African from?	21.15% 33
International Visiting from?	1.92% 3
Location Detail?	53.21% 83
Total Respondents: 156	

## Q2 Reason For Visiting?

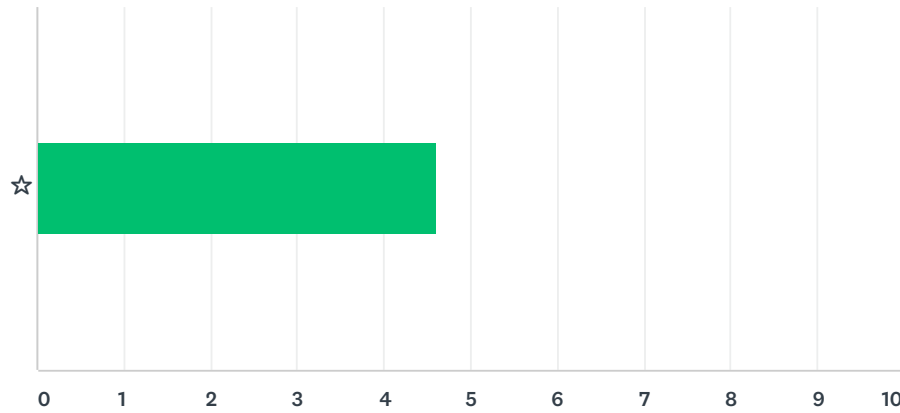
Answered: 117 Skipped: 40



ANSWER CHOICES	RESPONSES	
Holidaymaker	40.17%	47
Business	14.53%	17
Fishing / Boating	5.98%	7
Running / Walking	16.24%	19
Beach / Sea	37.61%	44
Nature Reserve	7.69%	9
Eating / Drinking	12.82%	15
Shopping	10.26%	12
Total Respondents: 117		

### Q3 How safe does the Village feel during the day? (1 - 5 rating: 1 = worst and 5 = best)

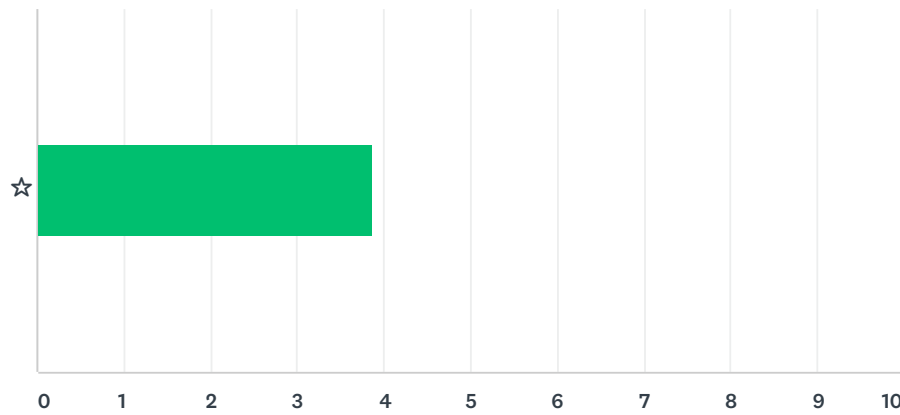
Answered: 150 Skipped: 7



	1	2	3	4	5	TOTAL	WEIGHTED AVERAGE
☆	0.00% 0	1.33% 2	4.67% 7	25.33% 38	68.67% 103	150	4.61

### Q4 How safe does the Village feel at night? (1 - 5 rating: 1 = worst and 5 = best)

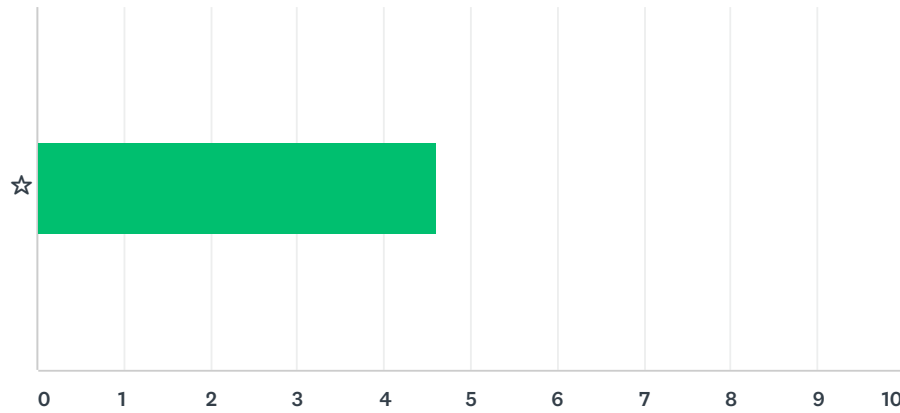
Answered: 149 Skipped: 8



	1	2	3	4	5	TOTAL	WEIGHTED AVERAGE
☆	0.67% 1	4.03% 6	32.89% 49	33.56% 50	28.86% 43	149	3.86

### Q5 How safe does the promenade / beach feel during the day (1 - 5 rating: 1 = worst and 5 = best)

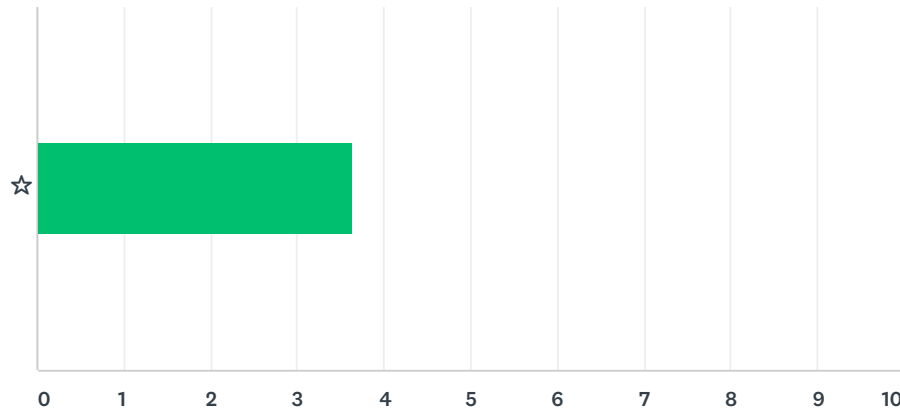
Answered: 154 Skipped: 3



	1	2	3	4	5	TOTAL	WEIGHTED AVERAGE
☆	0.00% 0	1.30% 2	5.84% 9	23.38% 36	69.48% 107	154	4.61

### Q6 How safe does the promenade / beach feel at night (1 - 5 rating: 1 = worst and 5 = best)

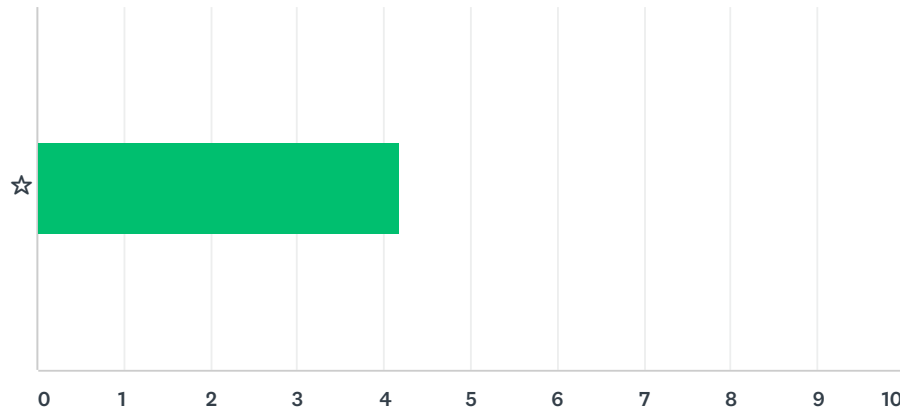
Answered: 151 Skipped: 6



	1	2	3	4	5	TOTAL	WEIGHTED AVERAGE
☆	4.64% 7	7.28% 11	33.77% 51	27.81% 42	26.49% 40	151	3.64

### Q7 How clean are the Village pavements / streets? (1 - 5 rating: 1 = worst and 5 = best)

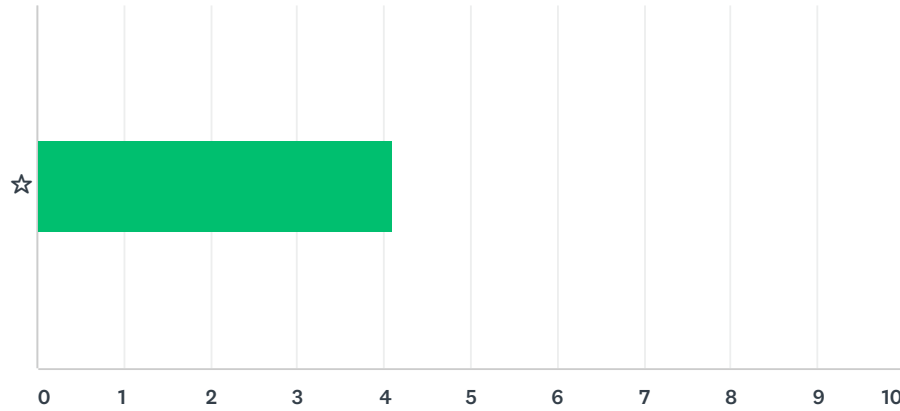
Answered: 150 Skipped: 7



	1	2	3	4	5	TOTAL	WEIGHTED AVERAGE
☆	0.00% 0	2.67% 4	15.33% 23	42.00% 63	40.00% 60	150	4.19

### Q8 How clean are the beaches? (1 - 5 rating: 1 = worst and 5 = best)

Answered: 152 Skipped: 5

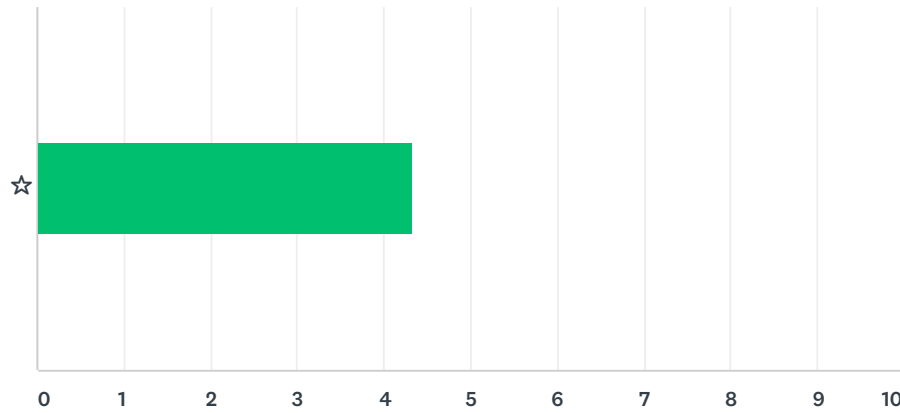


	1	2	3	4	5	TOTAL	WEIGHTED AVERAGE
☆	0.66% 1	3.95% 6	18.42% 28	40.13% 61	36.84% 56	152	4.09



### Q9 How clean is the promenade & pier? (1 - 5 rating: 1 = worst and 5 = best)

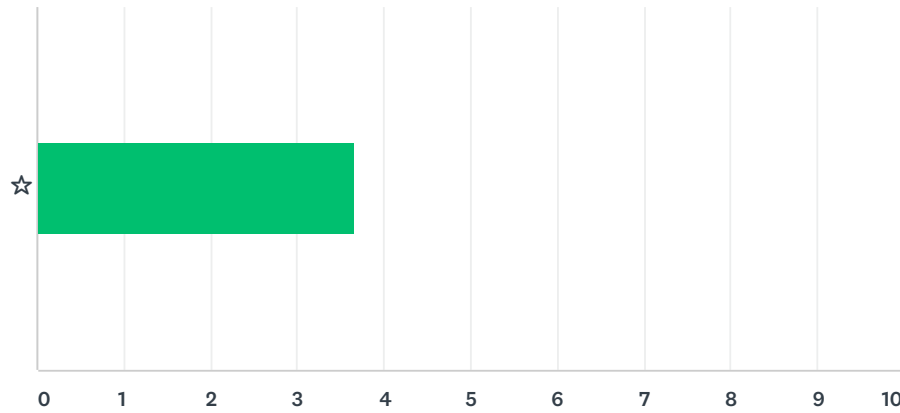
Answered: 150 Skipped: 7



	1	2	3	4	5	TOTAL	WEIGHTED AVERAGE
☆	0.67% 1	1.33% 2	10.00% 15	40.67% 61	47.33% 71	150	4.33

### Q10 How clean and maintained are the public toilets / changerooms? (1 - 5 rating: 1 = worst and 5 = best)

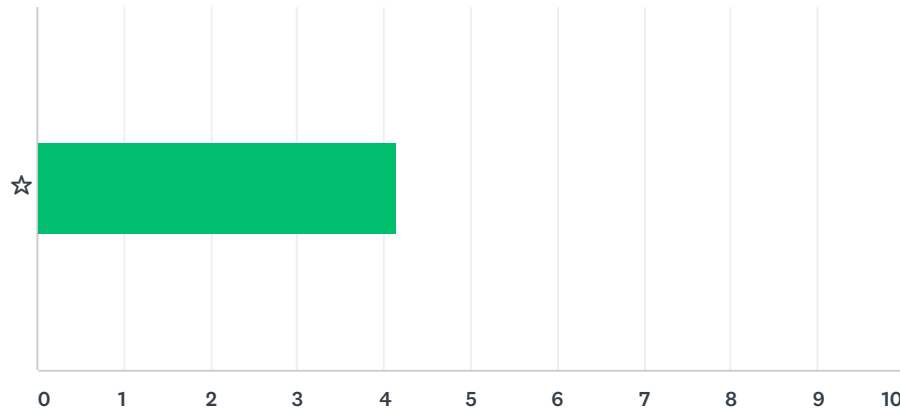
Answered: 151 Skipped: 6



	1	2	3	4	5	TOTAL	WEIGHTED AVERAGE
☆	0.66% 1	11.26% 17	36.42% 55	25.17% 38	26.49% 40	151	3.66

### Q11 How well maintained are public areas in the Village ie: sidewalks / lights / benches etc? (1 - 5 rating: 1 = worst and 5 = best)

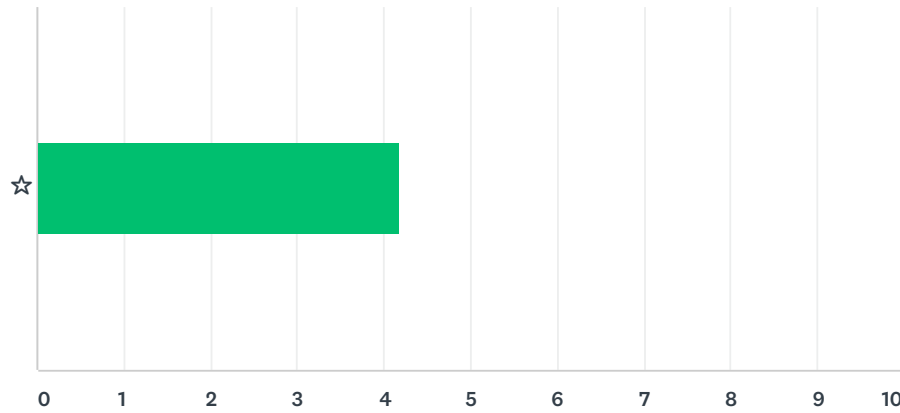
Answered: 148 Skipped: 9



	1	2	3	4	5	TOTAL	WEIGHTED AVERAGE
☆	0.00% 0	1.35% 2	19.59% 29	42.57% 63	36.49% 54	148	4.14

### Q12 How well maintained is the beachfront ie: promenade / stairways / lights benches? (1 - 5 rating: 1 = worst and 5 = best)

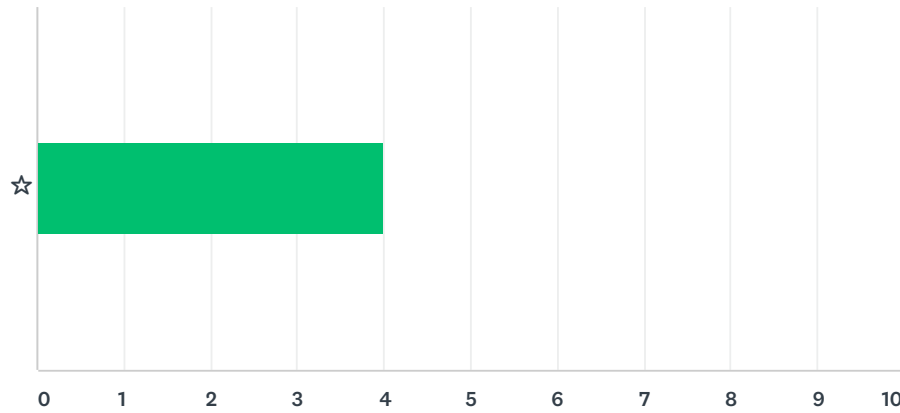
Answered: 152 Skipped: 5



	1	2	3	4	5	TOTAL	WEIGHTED AVERAGE
☆	0.00% 0	1.97% 3	17.76% 27	40.13% 61	40.13% 61	152	4.18

### Q13 How would you rate the green spaces in the Village Area? (1 - 5 rating: 1 = worst and 5 = best)

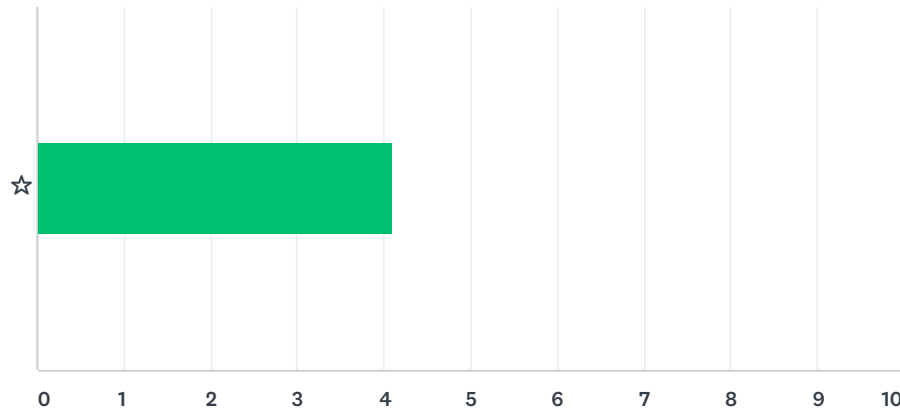
Answered: 150 Skipped: 7



	1	2	3	4	5	TOTAL	WEIGHTED AVERAGE
☆	2.67% 4	4.00% 6	22.00% 33	34.67% 52	36.67% 55	150	3.99

### Q14 How would you rate the green spaces on the beachfront? (1 - 5 rating: 1 = worst and 5 = best)

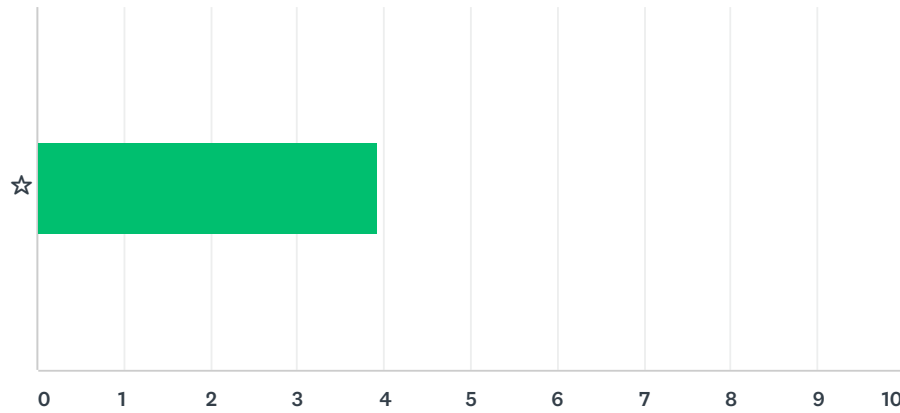
Answered: 154 Skipped: 3



	1	2	3	4	5	TOTAL	WEIGHTED AVERAGE
☆	0.65% 1	2.60% 4	20.13% 31	39.61% 61	37.01% 57	154	4.10

### Q15 Rate the variety of retail offerings in the Village (1 - 5 rating: 1 = worst and 5 = best)

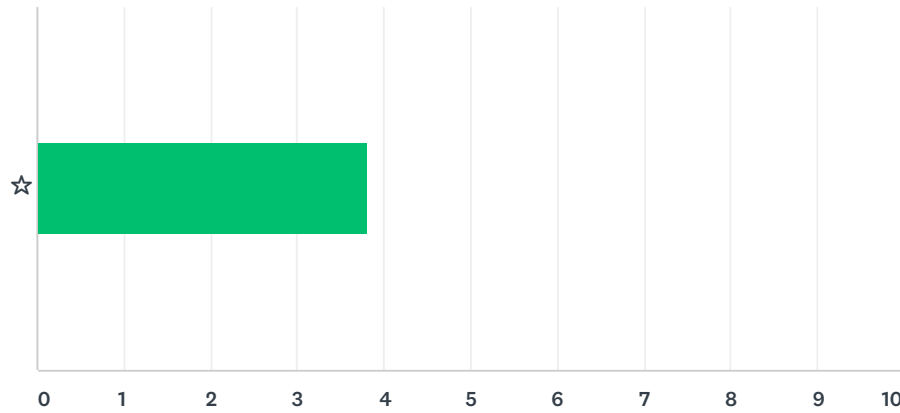
Answered: 151 Skipped: 6



	1	2	3	4	5	TOTAL	WEIGHTED AVERAGE
☆	1.32% 2	5.96% 9	21.85% 33	39.07% 59	31.79% 48	151	3.94

### Q16 Rate the variety of food and beverage offerings on the promenade (1 - 5 rating: 1 = worst and 5 = best)

Answered: 155 Skipped: 2

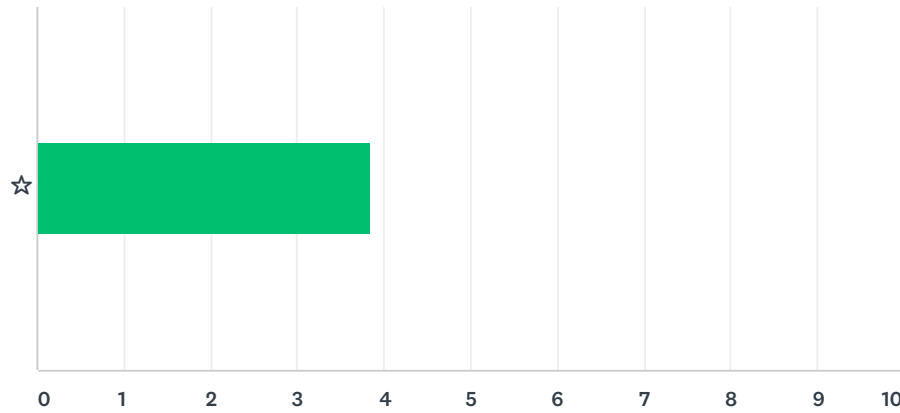


	1	2	3	4	5	TOTAL	WEIGHTED AVERAGE
☆	3.87% 6	9.68% 15	27.10% 42	21.29% 33	38.06% 59	155	3.80



### Q17 Rate the quality of food and beverage offerings on the promenade (1 - 5 rating: 1 = worst and 5 = best)

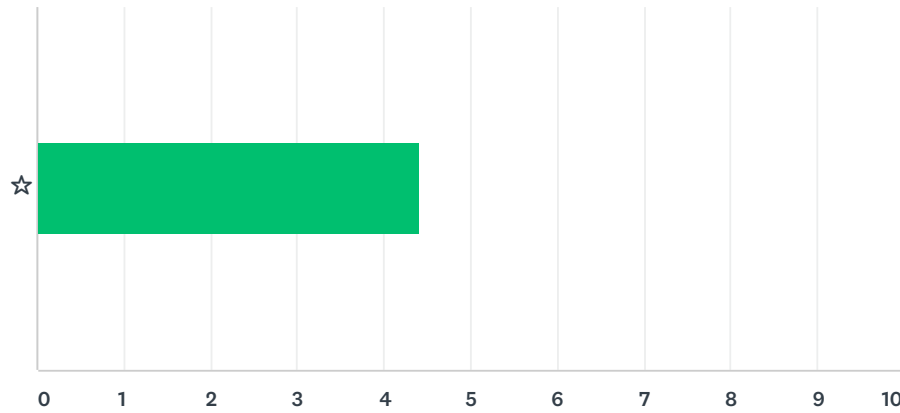
Answered: 152 Skipped: 5



	1	2	3	4	5	TOTAL	WEIGHTED AVERAGE
☆	3.29% 5	7.89% 12	25.00% 38	28.29% 43	35.53% 54	152	3.85

### Q18 Rate your overall experience of uMhlanga Rocks (1 - 5 rating: 1 = worst and 5 = best)

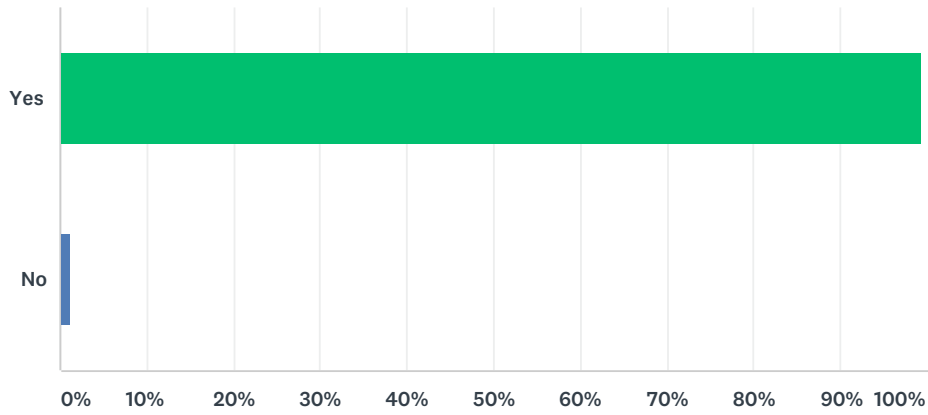
Answered: 151 Skipped: 6



	1	2	3	4	5	TOTAL	WEIGHTED AVERAGE
☆	0.00% 0	0.00% 0	9.93% 15	39.07% 59	50.99% 77	151	4.41

### Q19 Would you recommend uMhlanga Rocks to family and friends?

Answered: 153 Skipped: 4



ANSWER CHOICES	RESPONSES	
Yes	99.35%	152
No	1.31%	2
Total Respondents: 153		

## Q20 What are the 3 things you most enjoyed about uMhlanga Rocks

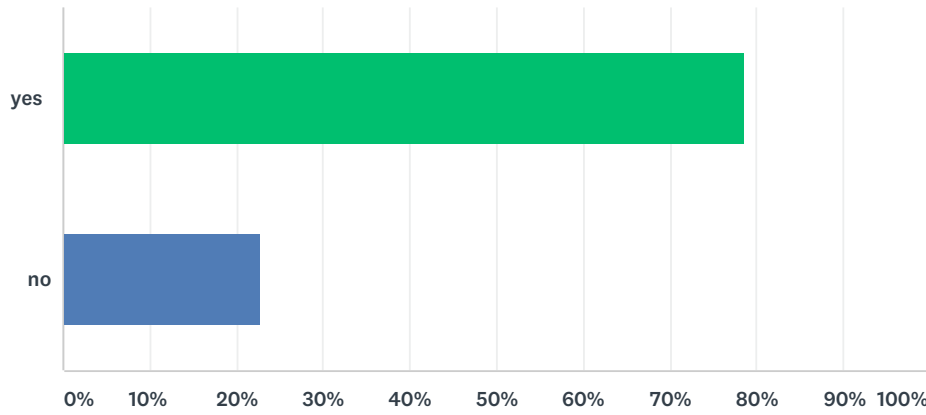
Answered: 135 Skipped: 22

## Q21 What 3 things would improve your experience of uMhlanga Rocks

Answered: 127 Skipped: 30

## Q22 Have you heard of the uMhlanga UIP

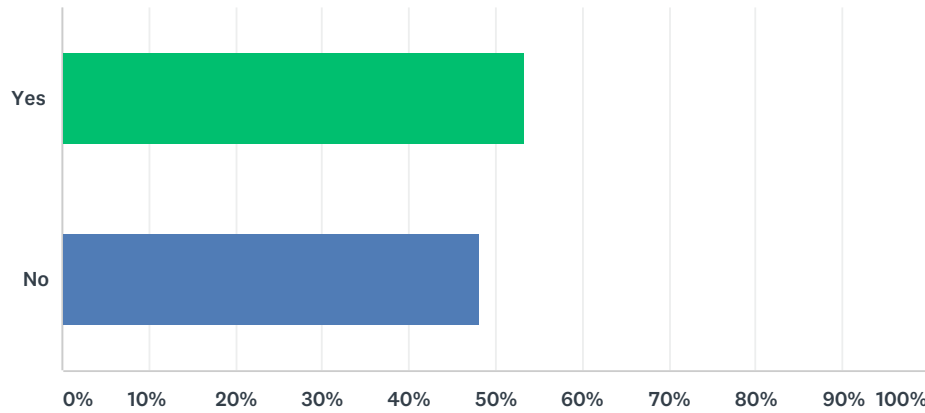
Answered: 154 Skipped: 3



ANSWER CHOICES	RESPONSES	
yes	78.57%	121
no	22.73%	35
Total Respondents: 154		

## Q23 Can we add you to our newsletter database?

Answered: 152 Skipped: 5



ANSWER CHOICES	RESPONSES	
Yes	53.29%	81
No	48.03%	73
Total Respondents: 152		

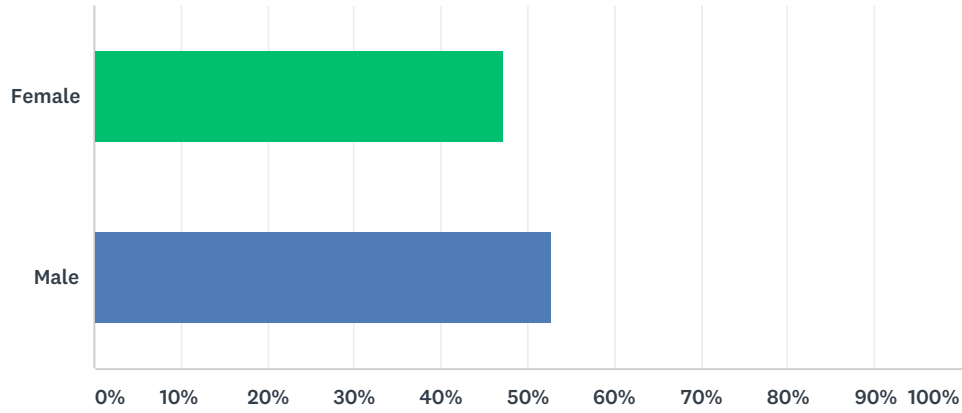
## Q24 Name of Respondent

Answered: 150 Skipped: 7



### Q25 Gender

Answered: 152 Skipped: 5



ANSWER CHOICES	RESPONSES
Female	47.37% 72
Male	52.63% 80
Total Respondents: 152	

## Q26 Contact Cell Number

Answered: 104 Skipped: 53

## Q27 Contact email address

Answered: 89 Skipped: 68

## Q28 Do you have any other comments you wish to make?

Answered: 88 Skipped: 69