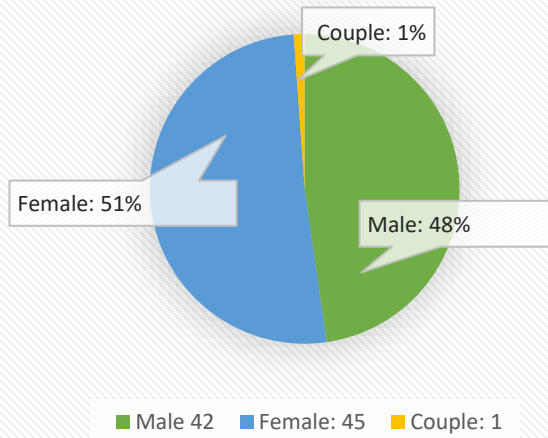
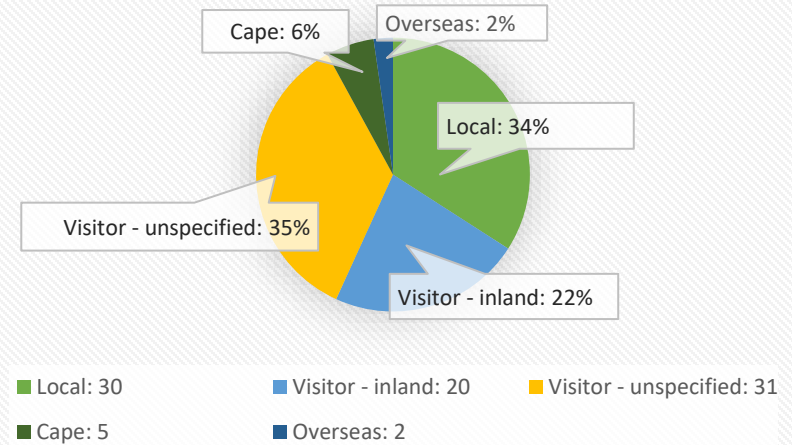


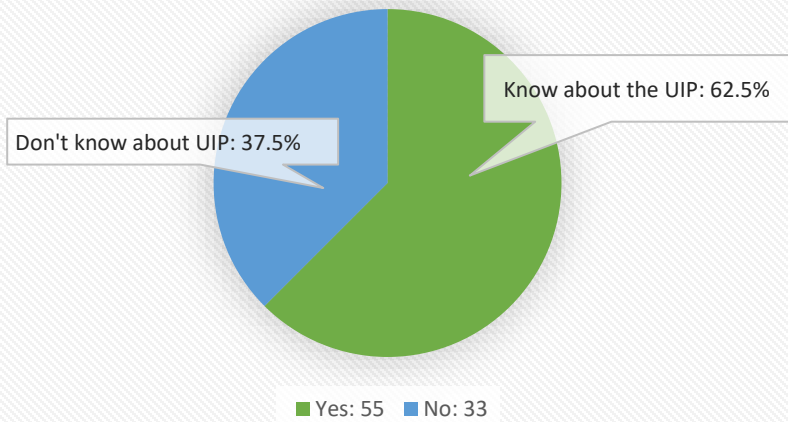
Gender of Respondents



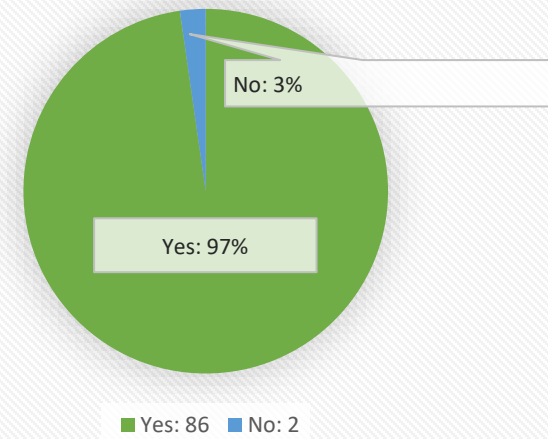
Primary Residence



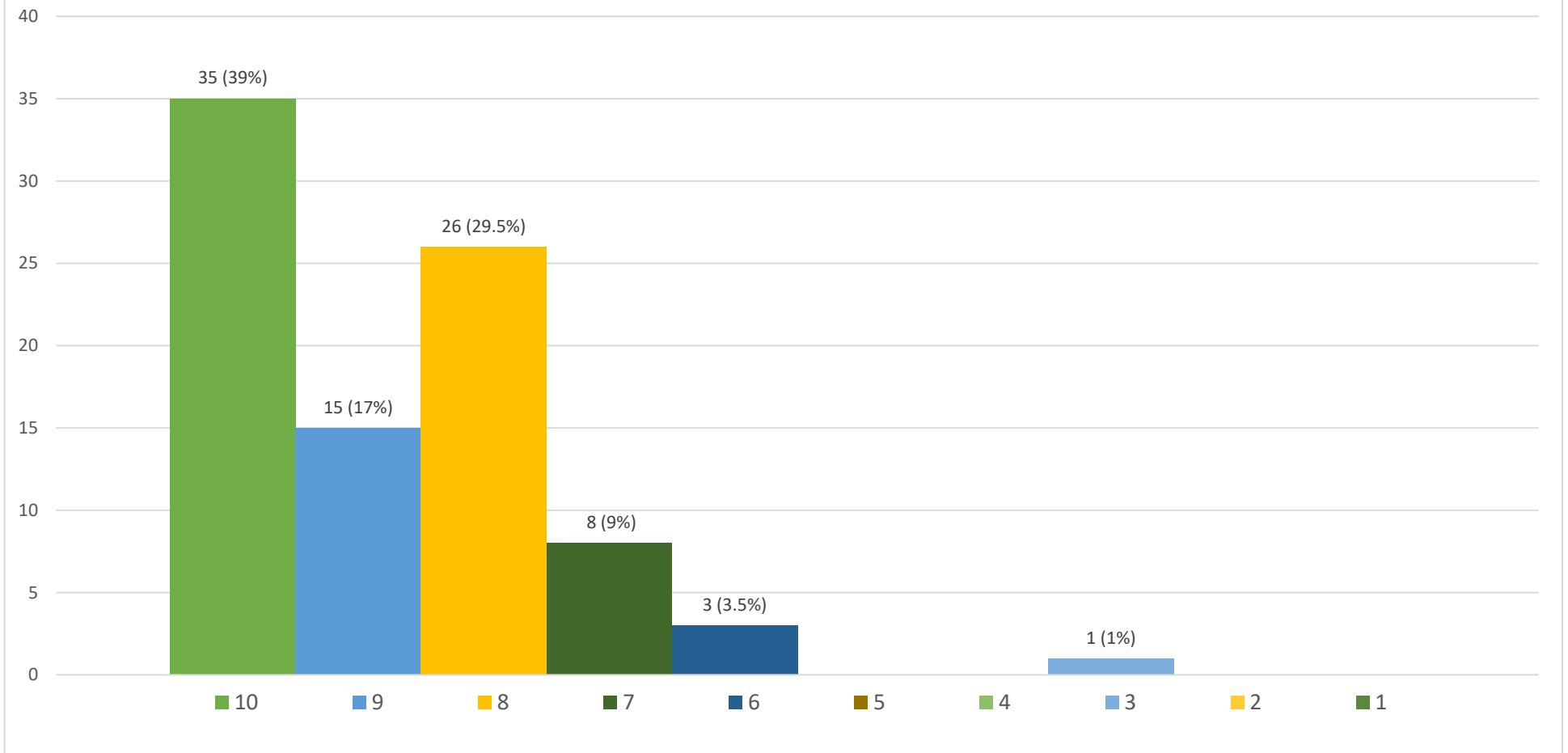
Knowledge Of The UIP



Would You Recommend uMhlanga Rocks?



Overall Experience of uMhlanga Rocks: 1 - 10 With 10 Being Best



85.5% of people rate their experience of uMhlanga Rocks at between 8 and 10 out of 10.

BEACH / PROMENADE RATING 1-5 (5 BEING BEST) - 45 SURVEYS

5 4 3 2 1 NA

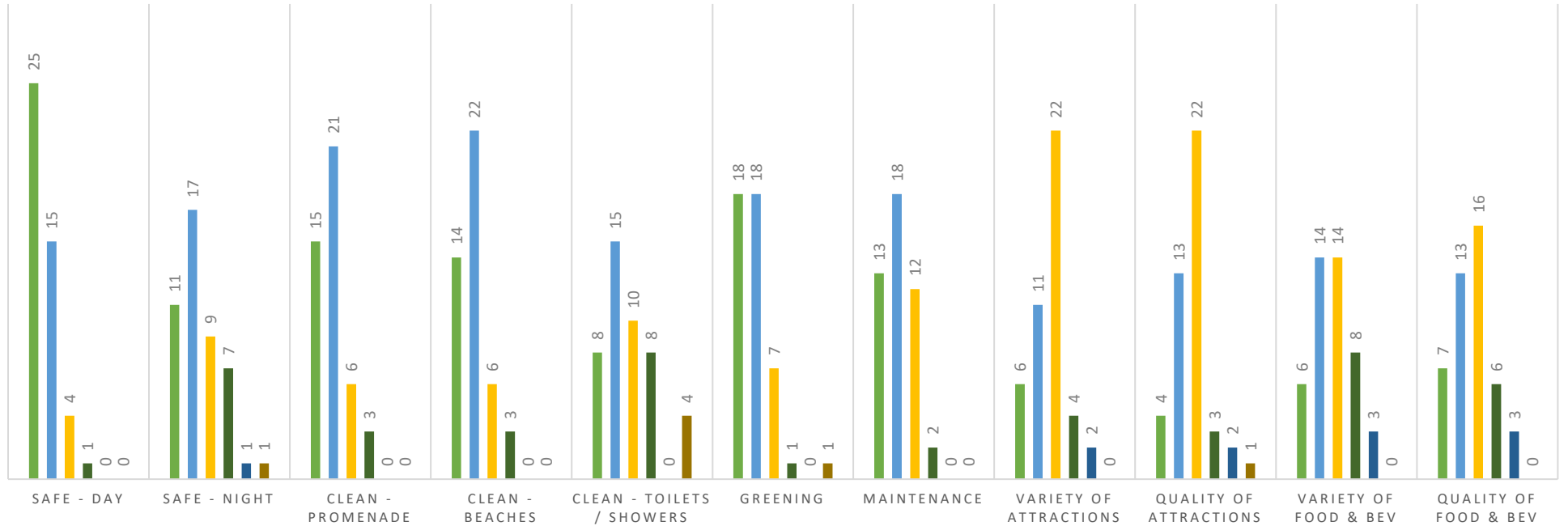


Chart Analysis

1. Safe – Day: 88% rate at 4 or 5
2. Safe – Night: 62% rate at 4 or 5
3. Clean – Promenade: 80% rate at 4 or 5
4. Clean – Beaches: 80% rate at 4 or 5
5. Clean – Toilets / showers: 51% rate at 4 or 5 and 22% rate 3
6. Greening: 80% rate at 4 or 5
7. Maintenance: 68% rate at 4 or 5
8. Variety of Attractions: 48% rate at 3 with 37% rating at 4 or 5
9. Quality of Attractions: 49% rate at 3 with 36% rating at 4 or 5
10. Variety of Food & Bev: 53% rate at 2 or 3 with 40% rating at 4 or 5
11. Quality of Food & Bev: 57% rate at 2 or 3 with 35% rating at 4 or 5

Open Comments On Beach And Promenade

Top Attributes (no specific order)

1. Sand, waves and beautiful sea
2. Child and family-friendly
3. No drunken behavior on beaches
4. Cleanliness and constant presence of cleaners
5. The promenade and the being able to walk it
6. The diverse mix of people (always friendly)
7. Access to nature

Room For Improvement (no specific order)

1. Food and beverage variety and quality is poor – no Halaal food / look at quality mobile food offerings / Promenade restaurant so unfriendly
2. Need more parking
3. Toilets need upgrading and painting
4. No ATM's near beachfront makes it difficult to purchase "spur of the moment"
5. Storm-water drains ruin beach experience
6. No tourist info like maps or info on what is there – "why does the pier look like it does?"

General Comments

1. "We feel so blessed to live in uMhlanga – Thank-you UIP"
2. "What lovely beaches"
3. "uMhlanga is our favourite holiday destination"
4. "Great effort to all involved especially over the holiday period"

VILLAGE RATING 1-5 (5 BEING BEST) - 43 SURVEYS

5 4 3 2 1 NA

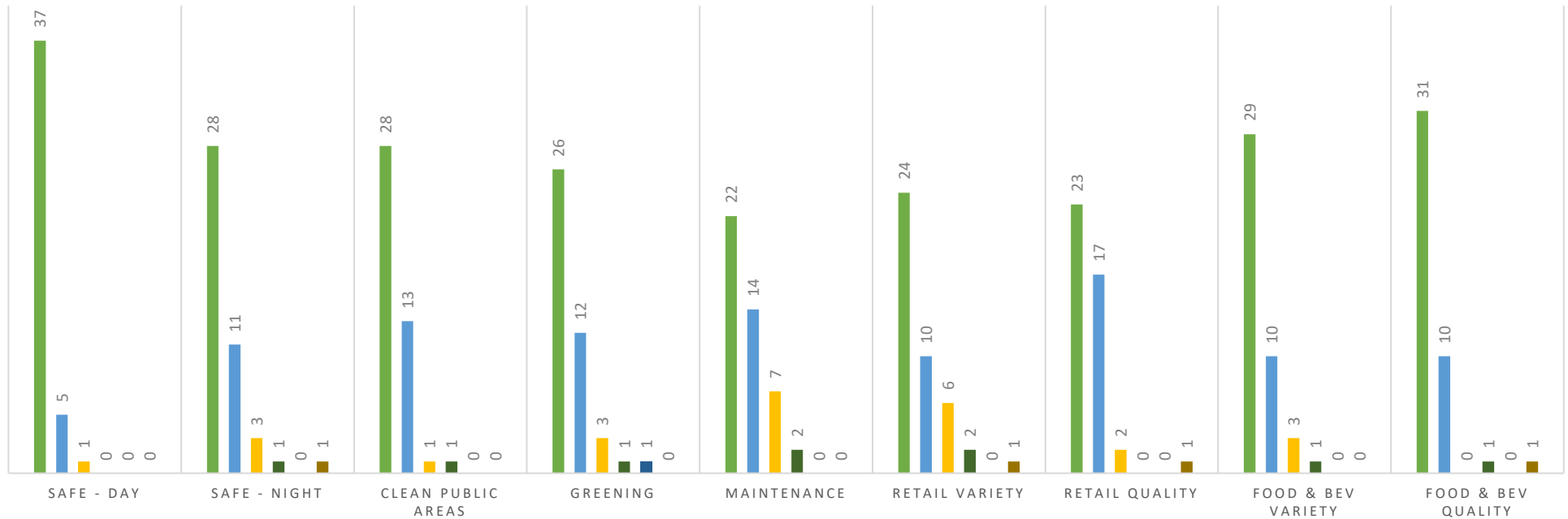


Chart Analysis

1. Safe – Day: 97% rate at 4 or 5
2. Safe – Night: 90% rate at 4 or 5
3. Clean Public Areas: 95% rate at 4 or 5
4. Greening: 88% rate at 4 or 5
5. Maintenance: 88% rate at 4 or 5
6. Retail Variety: 79% rate at 4 or 5
7. Retail Quality: 93% rate at 4 or 5
8. Food & Bev Variety: 90% rate at 4 or 5
9. Food & Bev Quality: 97% rate at 4 or 5

Open Comments On Village

Top Attributes (no specific order)

- 1 Safety and cleanliness
- 2 Accommodates all ages
- 3 Vibey busy feel
- 4 Almost there as a tourist destination – need more info signage and access to info on what is available
- 5 Friendliness of people
- 6 Proximity of all offerings

Room For Improvement (no specific order)

1. Banks and ATM's (no banks and ATM's hidden)
2. More directional signage needed
3. Remove cars from main Village road
4. Need more parking
5. Better facilities for wheelchair parking and ramps onto pavements
6. Terrible sewage smell in Village
7. Taxis have to be better managed
8. Construction sites are so messy
9. No Halaal food offerings
10. No 24/7 food offerings

General Comments

1. "Thank-you"
2. "We love it"
3. "Great stay"
4. "It is so easy living here"